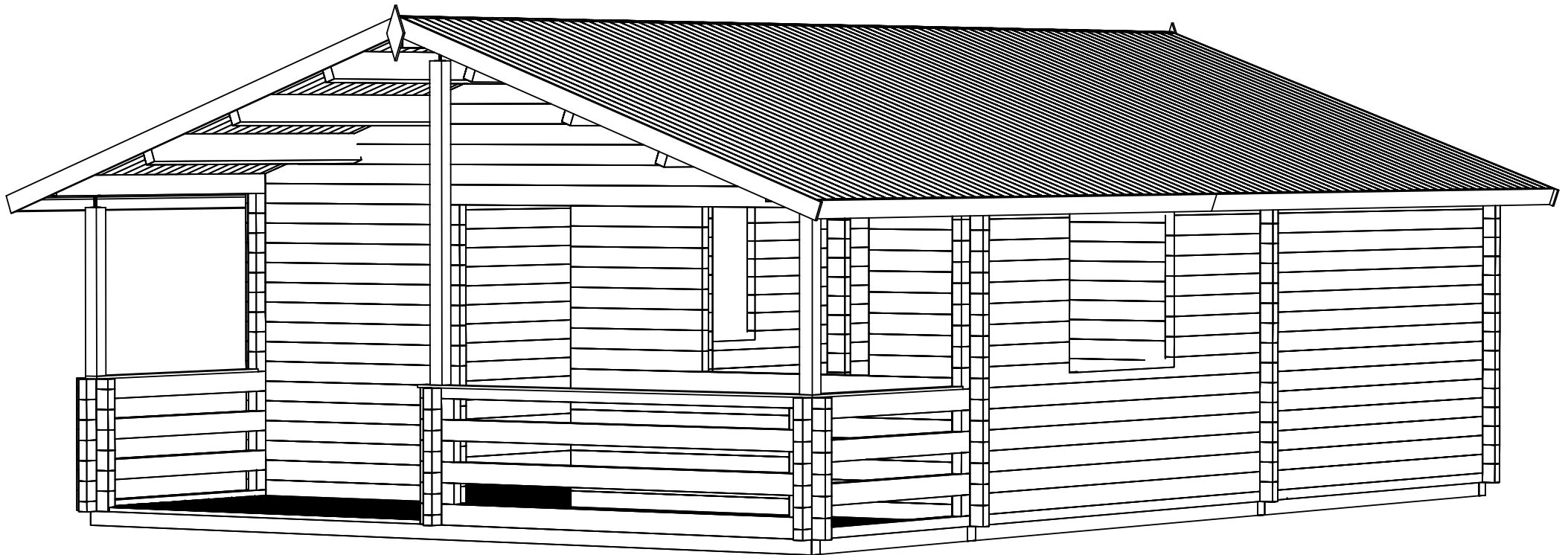
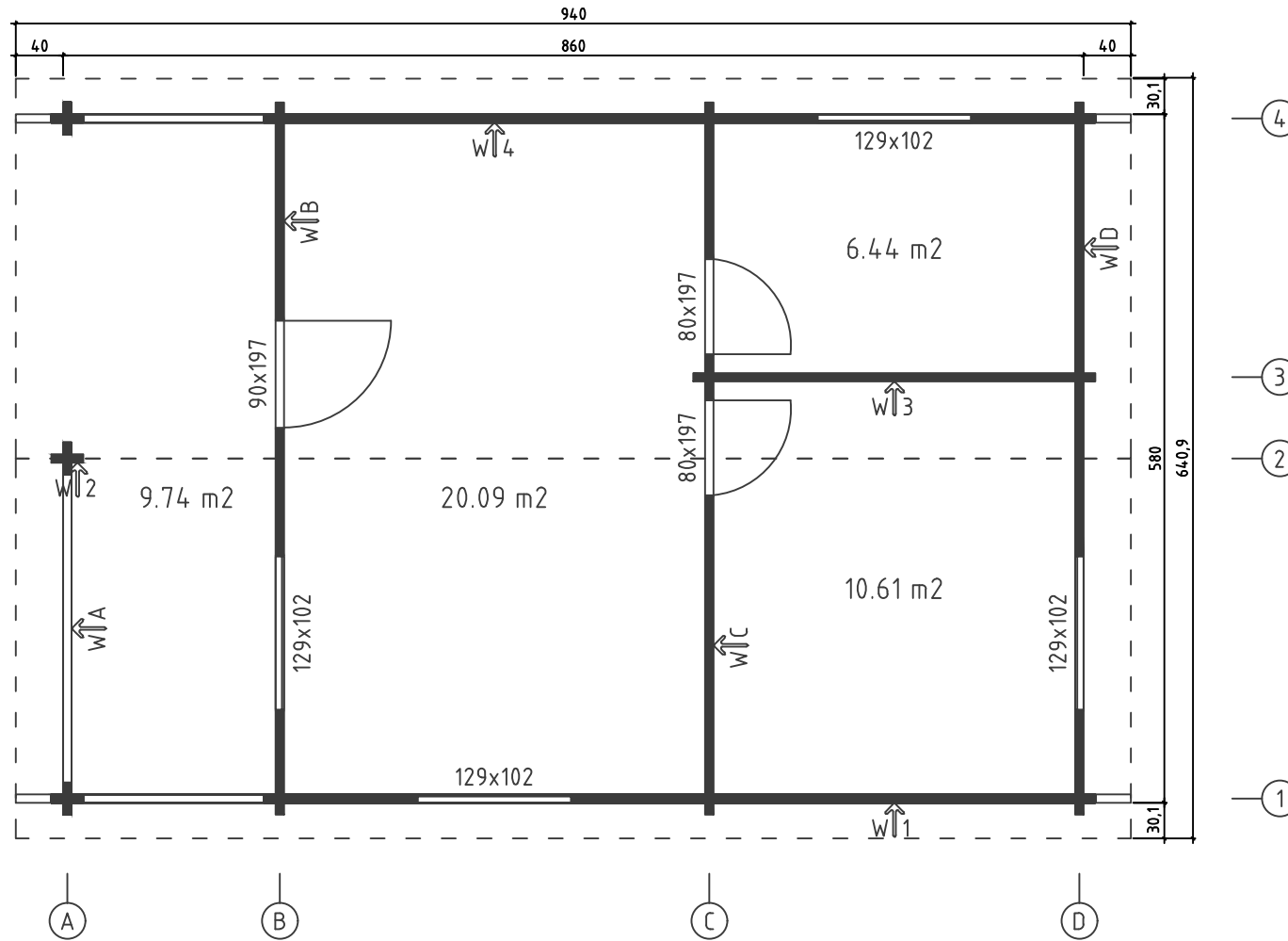


# Cumbria

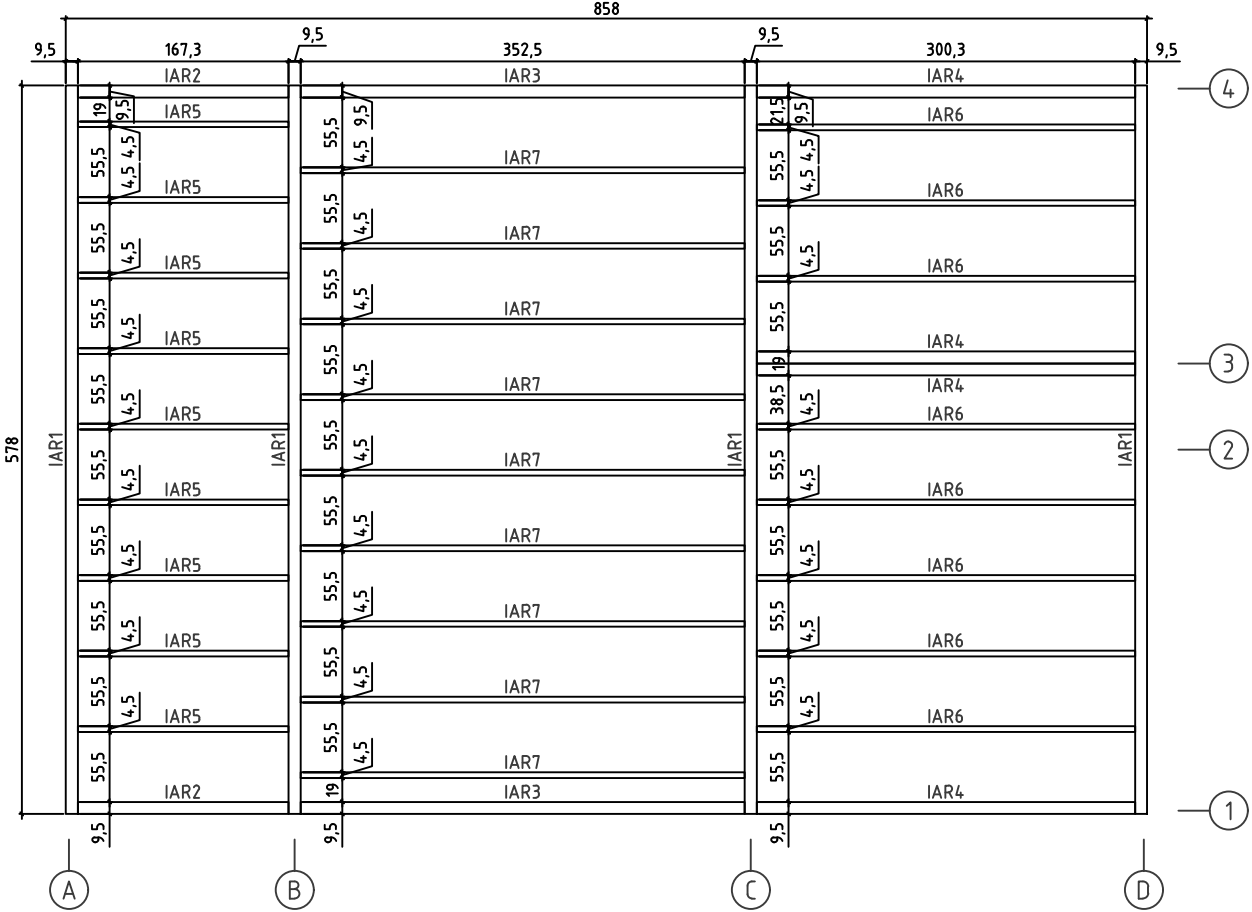
1/14



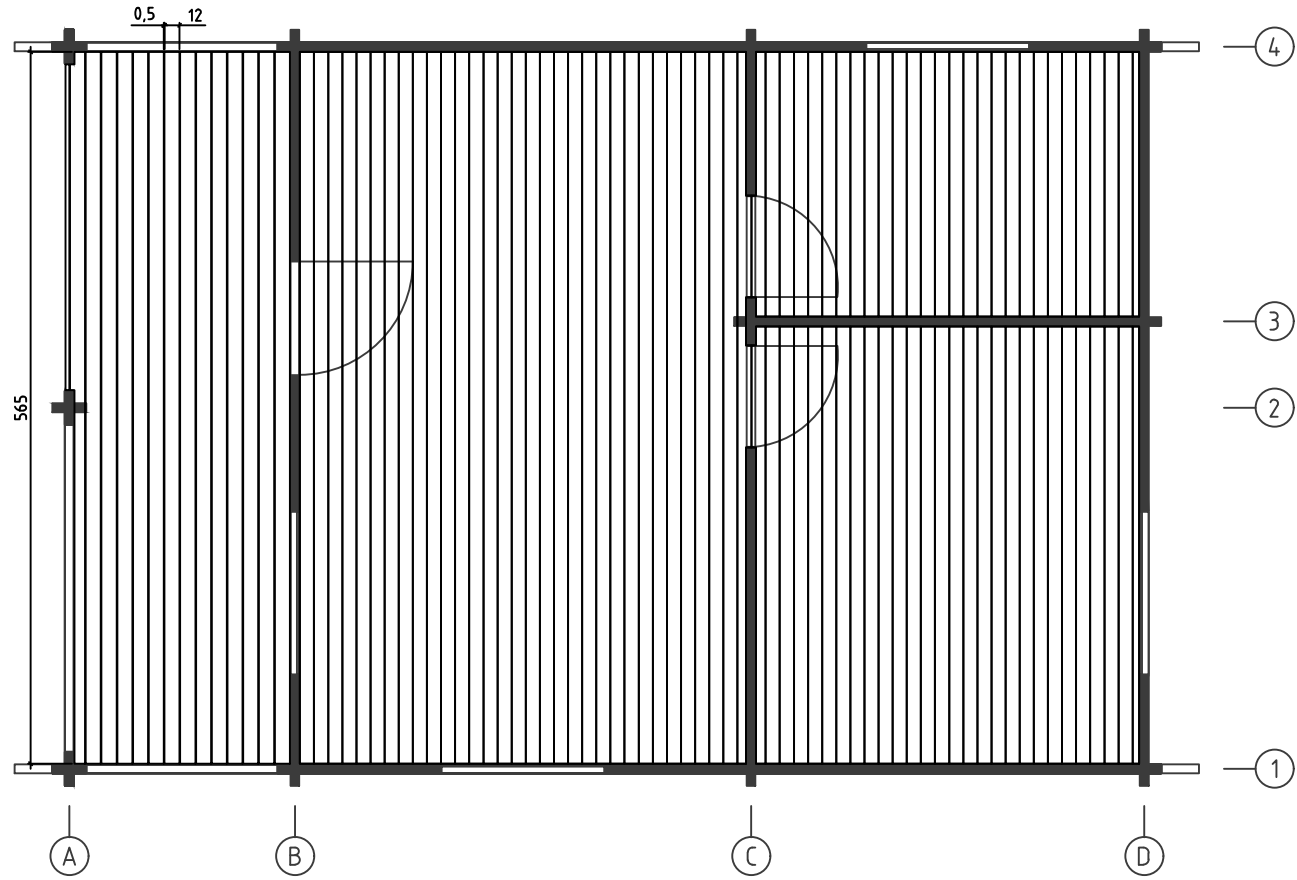
# GROUND PLAN



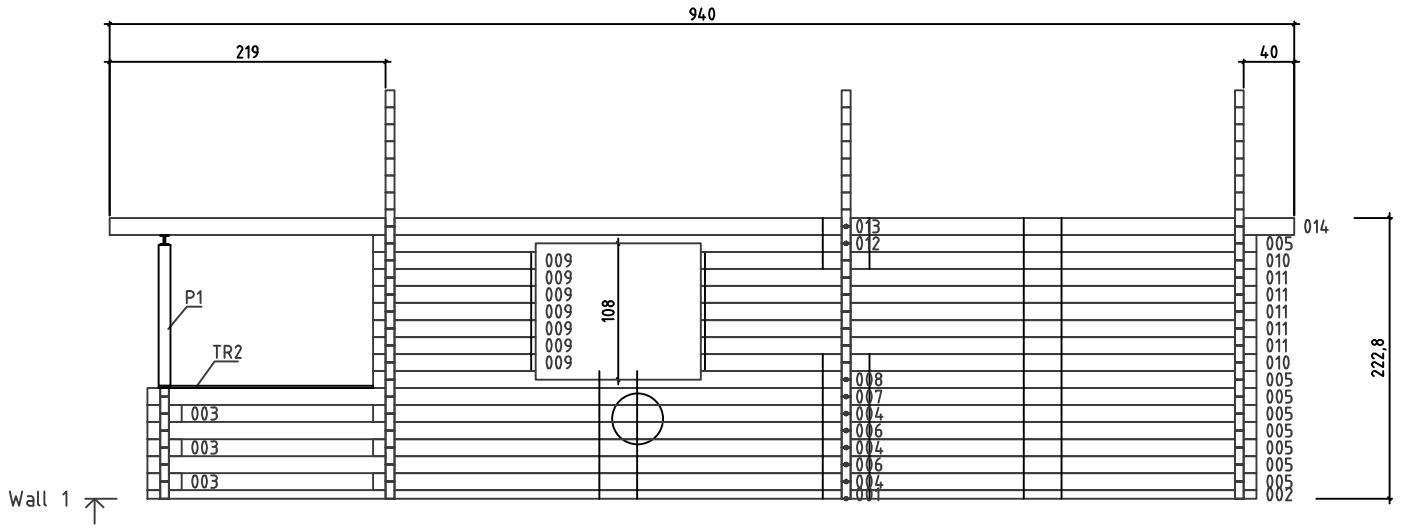
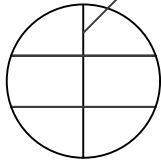
# SUBFRAME PLAN




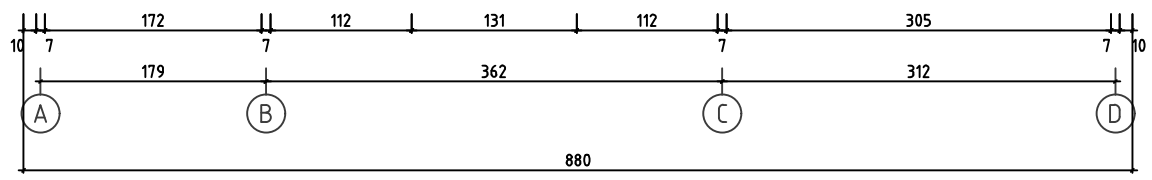
# FLOOR AND TERRACE BOARDS



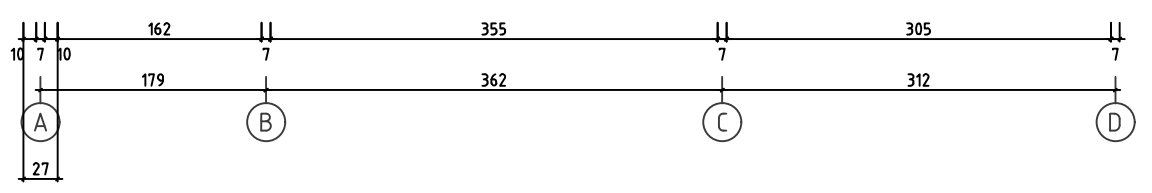
HIDDEN FIXINGS

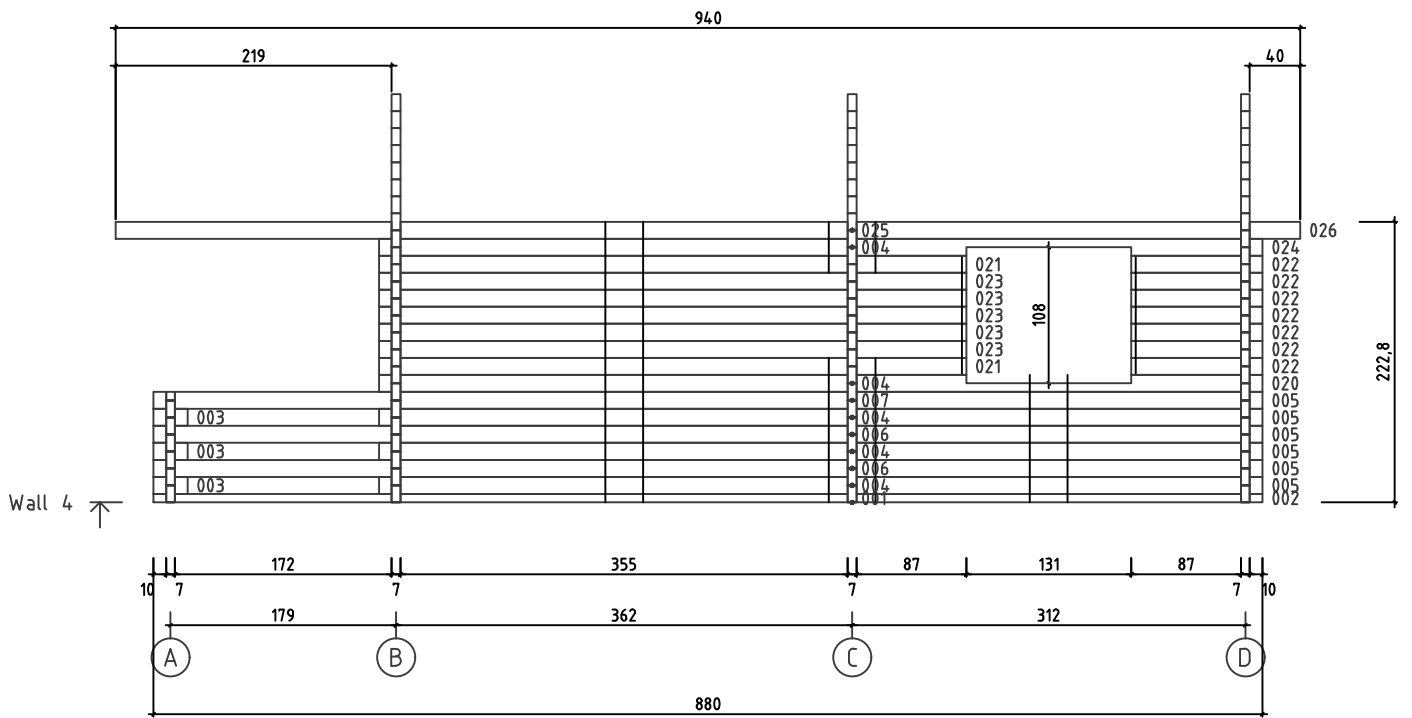
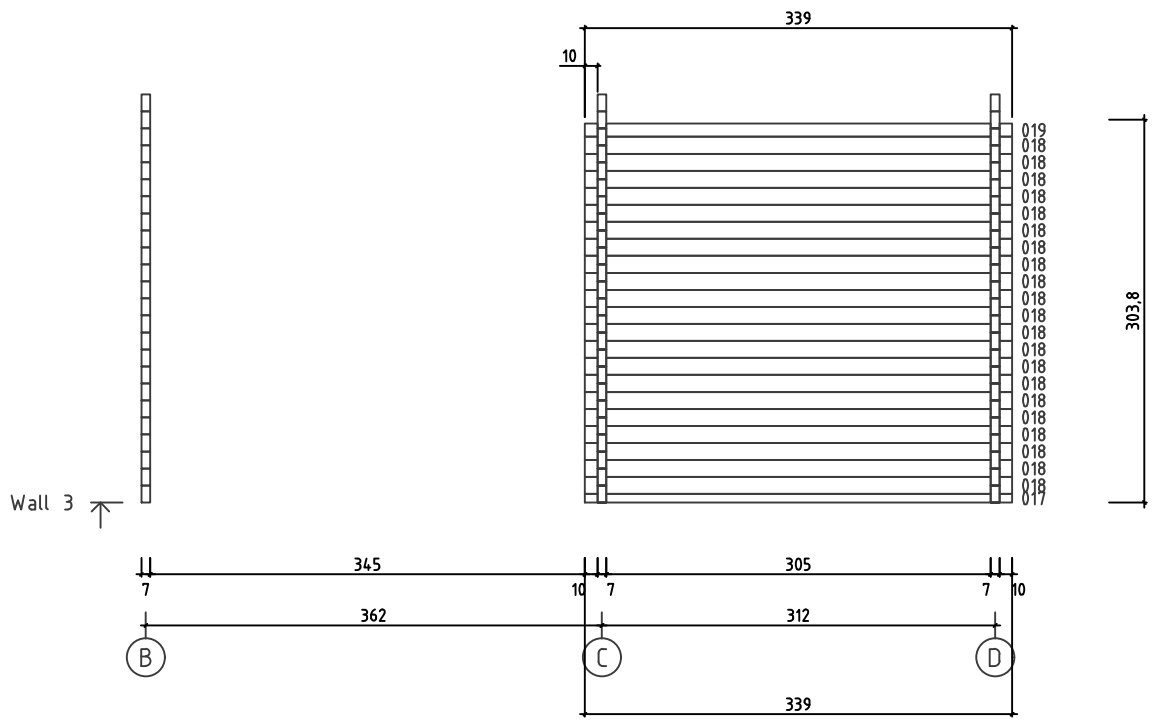


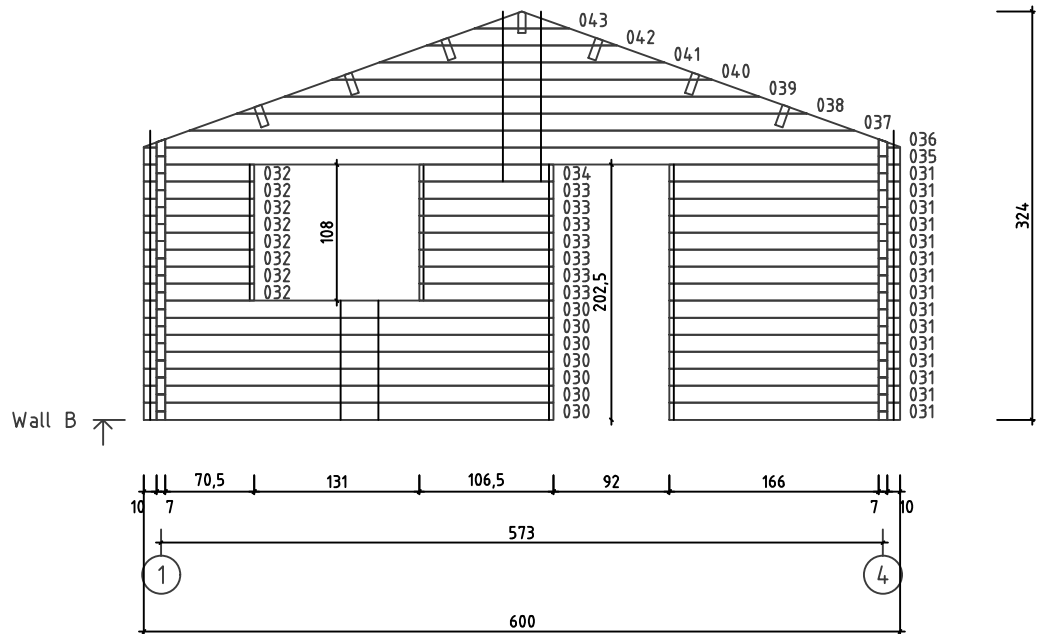
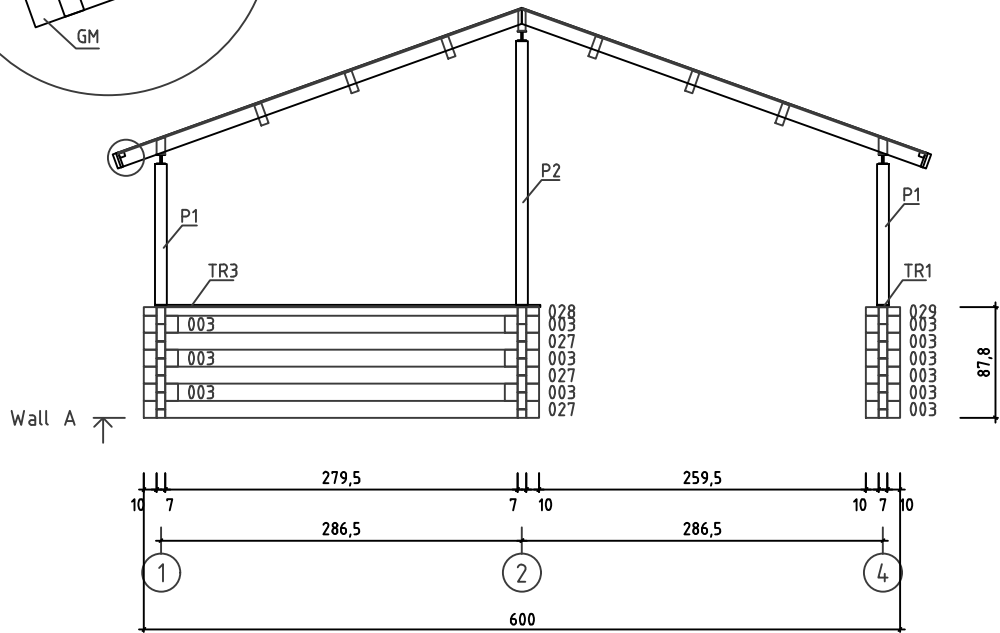
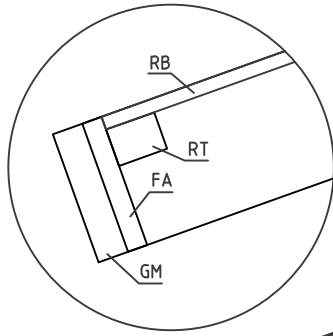
Wall 1 ↑



Wall 2 ↑

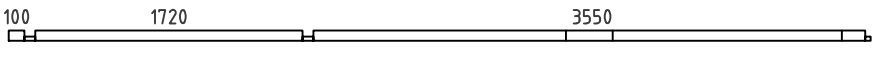
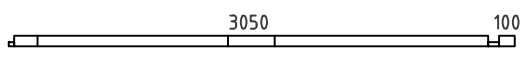

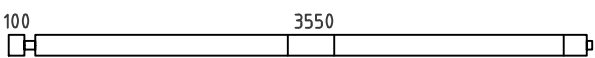
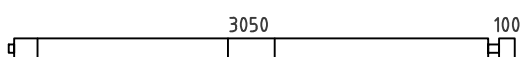

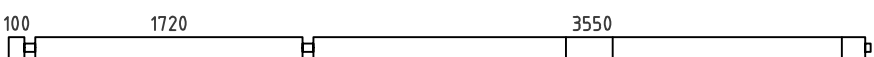
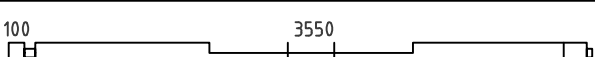
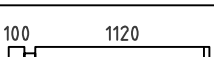


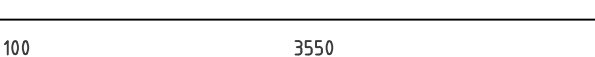
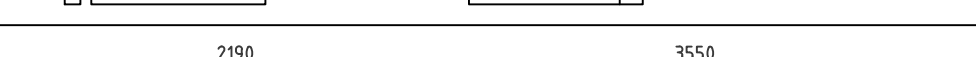






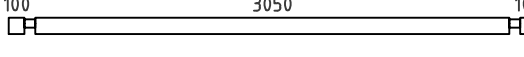
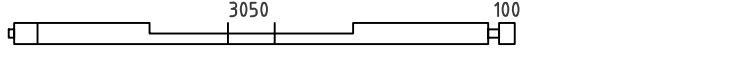






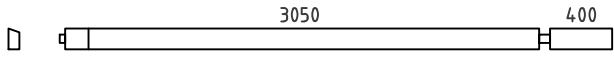
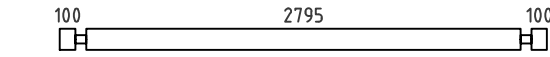
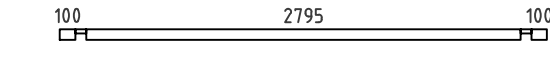

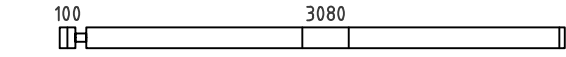
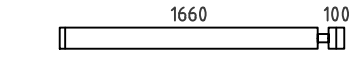
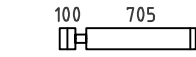


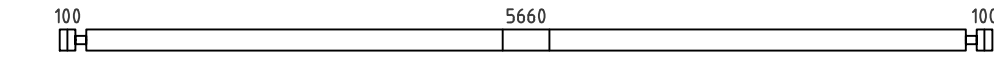

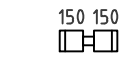



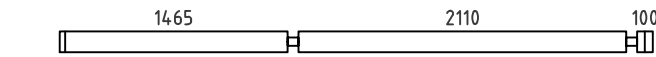
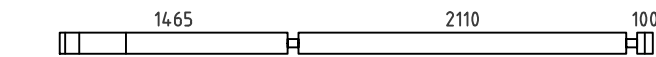

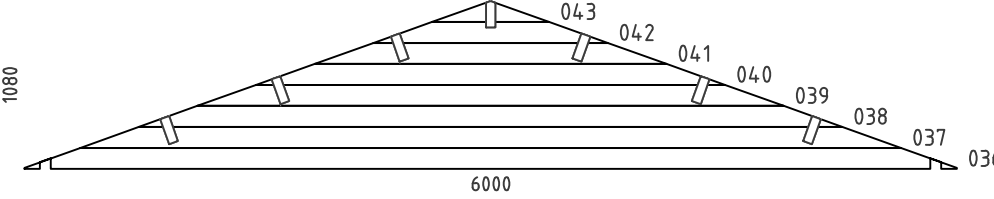
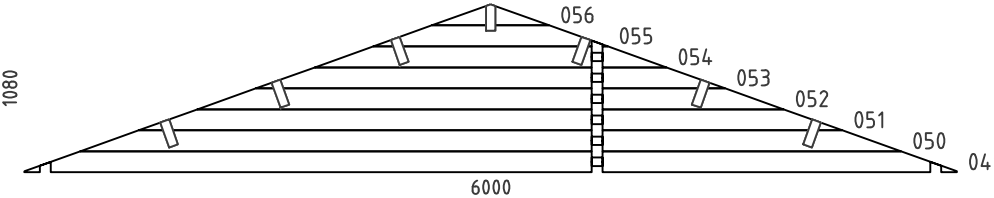


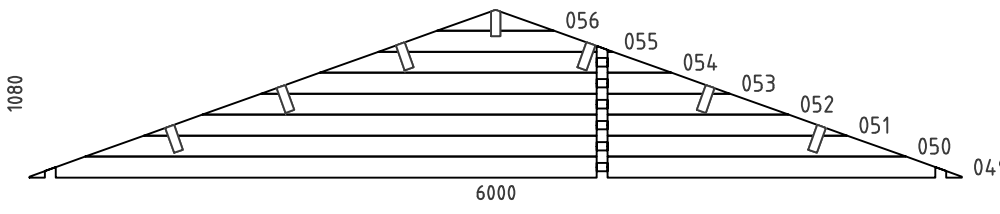







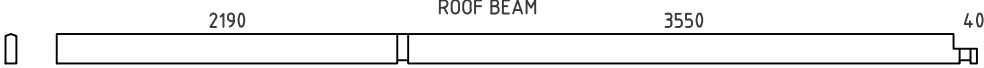
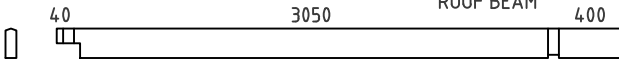


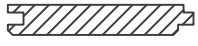


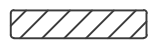
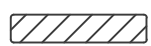
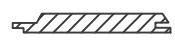


























































| Pos | Piece list   | 9/14 | Q  | P<br>(mm) | L<br>(mm) |
|-----|--|------|----|-----------|-----------|
| 001 |    |      | 2  | 70x68     | 5545      |
| 002 |     |      | 2  | 70x68     | 3255      |
| 003 |     |      | 23 | 70x135    | 270       |
| 004 |     |      | 8  | 70x135    | 3755      |
| 005 |     |      | 14 | 70x135    | 3255      |
| 006 |    |      | 4  | 70x135    | 5545      |
| 007 |    |      | 2  | 70x135    | 5545      |
| 008 |     |      | 1  | 70x135    | 3755      |
| 009 |     |      | 7  | 70x135    | 1290      |
| 010 |    |      | 2  | 70x135    | 4410      |
| 011 |    |      | 5  | 70x135    | 4410      |
| 012 |   |      | 1  | 70x135    | 3755      |
| 013 |  |      | 1  | 70x135    | 5845      |
| 014 |   |      | 1  | 70x135    | 3555      |
| 015 |   |      | 1  | 70x68     | 270       |
| 016 |   |      | 1  | 70x135    | 270       |
| 017 |   |      | 1  | 70x68     | 3390      |
| 018 |   |      | 21 | 70x135    | 3390      |
| 019 |   |      | 1  | 70x105    | 3390      |
| 020 |   |      | 1  | 70x135    | 3255      |
| 021 |  |      | 2  | 70x135    | 4660      |
| 022 |   |      | 7  | 70x135    | 1040      |
| 023 |  |      | 5  | 70x135    | 4660      |
| 024 |   |      | 1  | 70x135    | 3255      |
| 025 |  |      | 1  | 70x135    | 5845      |

| Pos  | Piece list   | 10/14 | Q  | P (mm) | L (mm) |
|------|--|-------|----|--------|--------|
| 026  |     |       | 1  | 70x135 | 3555   |
| 027  |     |       | 3  | 70x135 | 3135   |
| 028  |     |       | 1  | 70x68  | 3135   |
| 029  |     |       | 1  | 70x68  | 270    |
| 030  |     |       | 7  | 70x135 | 3250   |
| 031  |     |       | 15 | 70x135 | 1830   |
| 032  |     |       | 16 | 70x135 | 875    |
| 033  |     |       | 7  | 70x135 | 1065   |
| 034  |     |       | 1  | 70x135 | 1065   |
| 035  |    |       | 1  | 70x135 | 6000   |
| 044  |    |       | 14 | 70x135 | 2680   |
| 045  |   |       | 15 | 70x135 | 370    |
| 046  |   |       | 15 | 70x135 | 1310   |
| 047  |   |       | 1  | 70x135 | 2680   |
| 048  |  |       | 8  | 70x135 | 6000   |
| 057  |   |       | 7  | 70x135 | 3815   |
| 058  |   |       | 1  | 70x135 | 3815   |
| 059  |  |       | 1  | 70x135 | 6000   |
| WB-1 |  |       | 1  |        |        |
| WC-1 |  |       | 1  |        |        |

| Pos   | Piece list   | 11/14 | Q   | P (mm) | L (mm) |
|-------|--|-------|-----|--------|--------|
| WD-1  |                                      |       | 1   |        |        |
| IAR1  | SUBFRAME<br>                         |       | 4   | 95x95  | 5780   |
| IAR3  | SUBFRAME<br>                          |       | 2   | 95x95  | 3525   |
| IAR4  | SUBFRAME<br>                          |       | 4   | 95x95  | 3003   |
| IAR2  | SUBFRAME<br>                          |       | 2   | 95x95  | 1673   |
| IAR7  | SUBFRAME<br>                          |       | 9   | 45x95  | 3525   |
| IAR6  | SUBFRAME<br>                          |       | 8   | 45x95  | 3002   |
| IAR5  | SUBFRAME<br>                          |       | 9   | 45x95  | 1673   |
| PR1   | ROOF BEAM<br>                       |       | 1   | 70x190 | 5920   |
| PR2   | ROOF BEAM<br>                       |       | 1   | 70x190 | 3630   |
| A-PR1 | ROOF BEAM<br>                      |       | 6   | 70x190 | 5920   |
| A-PR2 | ROOF BEAM<br>                       |       | 6   | 70x190 | 3630   |
|       | FLOOR BOARDS<br>                  |       | 32  | 112x28 | 5650   |
|       | FLOOR BOARDS<br>                  |       | 28  | 112x28 | 3470   |
|       | FLOOR BOARDS<br>                  |       | 28  | 112x28 | 2100   |
|       | TERRACE BOARDS<br>                |       | 14  | 120x28 | 5650   |
|       | TERRACE BOARDS<br>                |       | 1   | 120x28 | 2585   |
| RB    | ROOF BOARD<br>                    |       | 168 | 112x12 | 3400   |
|       | FLOOR FILLET<br>                  |       |     | 13x40  | 38.76  |
|       | TREADED ROD<br>                   |       | 6   |        | 2225   |
|       | DOOR/WINDOW COVERING MOULDING<br> |       | 4   | 18x95  | 1160   |
|       | DOOR/WINDOW COVERING MOULDING<br> |       | 16  | 18x95  | 1200   |
|       | DOOR/WINDOW COVERING MOULDING<br> |       | 2   | 18x95  | 1260   |

| Pos | Piece list                    | 12/14   | Q  | P<br>(mm) | L<br>(mm) |
|-----|-------------------------------|---|----|-----------|-----------|
|     | DOOR/WINDOW COVERING MOULDING |    | 8  | 18x95     | 1290      |
|     | DOOR/WINDOW COVERING MOULDING |    | 8  | 18x95     | 1650      |
|     | DOOR/WINDOW COVERING MOULDING |    | 12 | 18x95     | 1970      |
| P1  | POST                          |     | 2  | 95x95     | 1120      |
| P2  | POST                          |     | 1  | 95x95     | 2100      |
| FA  | FASCIA BOARD                  |    | 4  | 18x120    | 4700      |
| RT  | ROOF EDGE REINFORCEMENT       |    | 6  | 34x45     | 3133      |
|     | HIDDEN FIXING                 |    | 2  | 15x15     | 240       |
|     | HIDDEN FIXING                 |    | 4  | 15x15     | 350       |
|     | HIDDEN FIXING                 |    | 1  | 15x15     | 580       |
|     | HIDDEN FIXING                 |   | 1  | 15x15     | 690       |
|     | HIDDEN FIXING                 |  | 8  | 15x15     | 900       |
|     | HIDDEN FIXING                 |  | 1  | 15x15     | 960       |
|     | HIDDEN FIXING                 |  | 4  | 15x15     | 1080      |
|     | HIDDEN FIXING                 |  | 2  | 15x15     | 1230      |
|     | HIDDEN FIXING                 |  | 4  | 15x15     | 2150      |
|     | HIDDEN FIXING                 |  | 1  | 15x15     | 2730      |
|     | FIXING FILLET OF DOOR/WINDOW  |  | 4  | 34x45     | 890       |
|     | FIXING FILLET OF DOOR/WINDOW  |  | 4  | 34x45     | 1020      |
|     | FIXING FILLET OF DOOR/WINDOW  |  | 6  | 34x45     | 1950      |
| TR1 | TERRACE RAILING BOARD         |  | 1  | 18x95     | 1703      |
| TR2 | TERRACE RAILING BOARD         |  | 1  | 18x95     | 1703      |
| TR3 | TERRACE RAILING BOARD         |   | 1  | 18x95     | 3058      |
| GM  | GABLE MOULDING                |   | 4  | 18x120    | 3450      |
|     | GABLE ELEMENT                 |  | 2  |           |           |

| Pos | Piece list                              | 13/14   | Q    | P<br>(mm)      | L<br>(mm) |
|-----|---|---|------|----------------|-----------|
|     | ROOF SHINGLE EDGE PROFILE               |    |      |                |           |
|     | SHINGLE UNDERLAY                        |   | 65   | m <sup>2</sup> |           |
|     | ROOF SHINGLES                           |   | 65   | m <sup>2</sup> |           |
|     | LENGTHENING BOLT FOR TREADED ROD        |    | 6    |                |           |
|     | DRIVE NUT TREADED ROD                   |    | 6    |                |           |
|     | NUT TREADED ROD                         |    | 6    |                |           |
|     | PLAIN WASHER TREADED ROD                |    | 6    |                |           |
|     | SCREW FOR FLOOR BOARD                   |    | 1140 | 3.9x42         |           |
|     | SCREW FOR DOOR/WINDOW COVERING MOULDING |    | 306  | 4x40           |           |
|     | SCREW FOR GABLE ELEMENT                 |    | 4    | 4x40           |           |
|     | SCREW FOR FASCIA BOARD                  |   | 50   | 4x40           |           |
|     | SCREW FOR ROOF EDGE REINFORCEMENT       |  | 50   | 4x40           |           |
|     | SCREW FOR TERRACE RAILING BOARD         |  | 25   | 4x40           |           |
|     | SCREW FOR GABLE MOULDING                |  | 40   | 4x40           |           |
|     | SCREW FOR FIXING FILLET OF DOOR/WINDOW  |  | 84   | 4x60           |           |
|     | SCREW FOR POST                          |  | 12   | 5x90           |           |
|     | SCREW FOR SUBFRAME                      |  | 130  | 6x140          |           |
|     | SCREW FOR FIRST ROW                     |  | 23   | 6x140          |           |
|     | SCREW FOR ROOF BEAM                     |  | 40   | 6x140          |           |
|     | SCREW FOR FIRST ROW                     |  | 18   | 6x180          |           |
|     | SCREW FOR POST HEIGHT ADJUSTMENT        |  | 24   | 6x50           |           |
|     | SCREW FOR TERRACE BOARD                 |  | 330  | 4x60           |           |
|     | HAMMER BLOCK                            |   | 2    |                |           |
|     | NAIL FOR ROOF BOARD                     |  | 2240 | 2.5x60         |           |
|     | NAIL FOR SHINGLE                        |  | 2240 | 2x20           |           |

