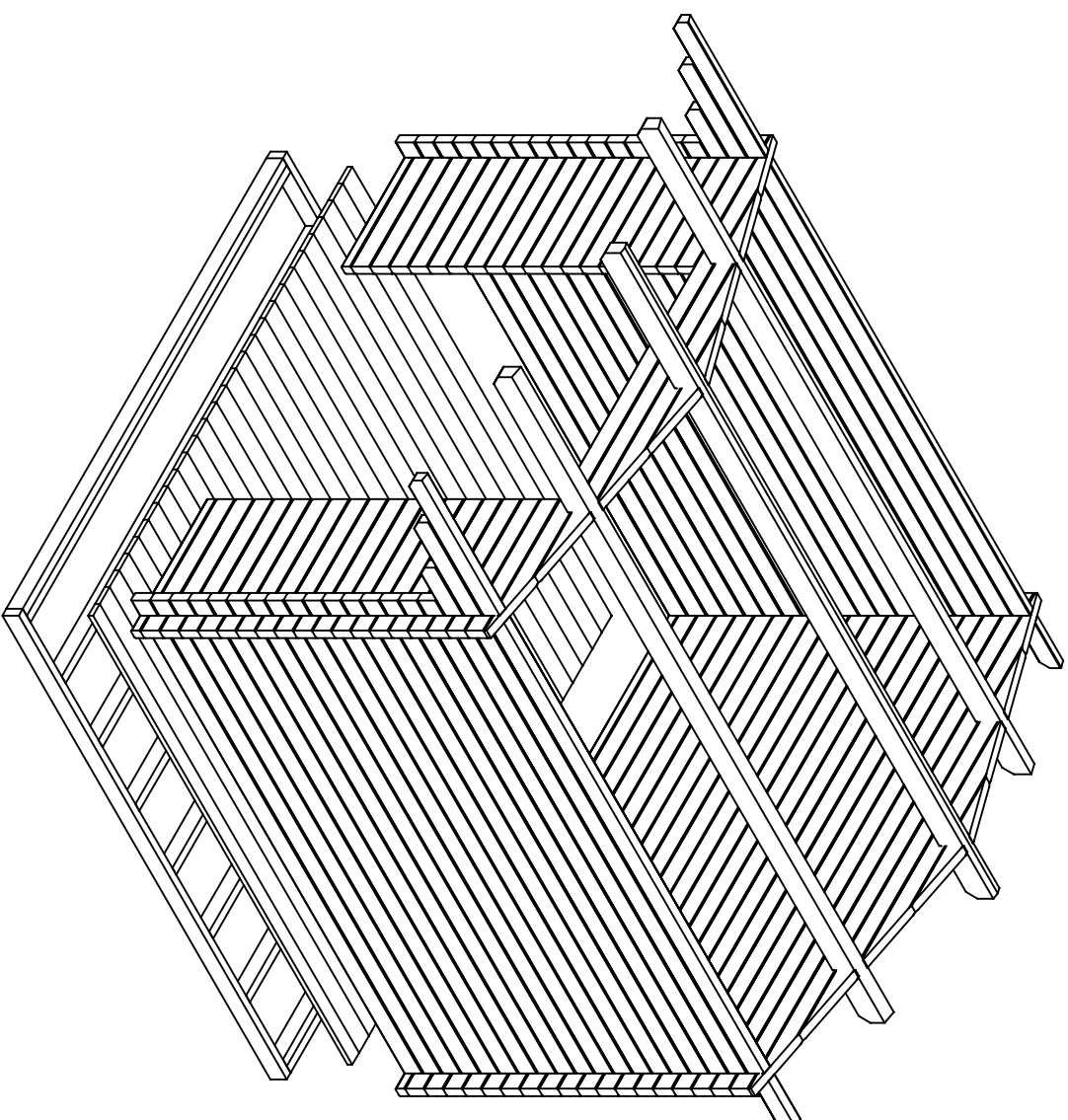
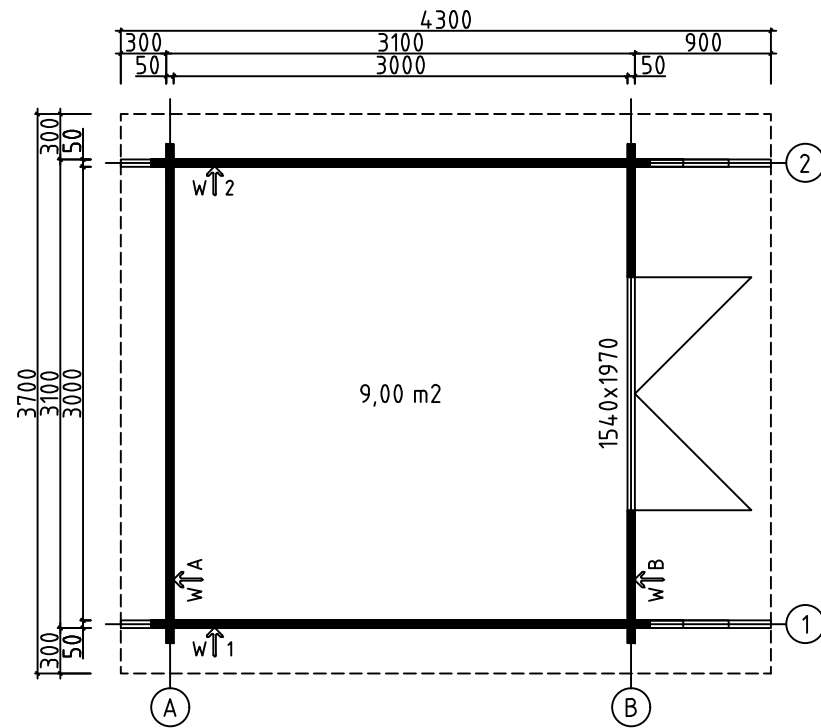


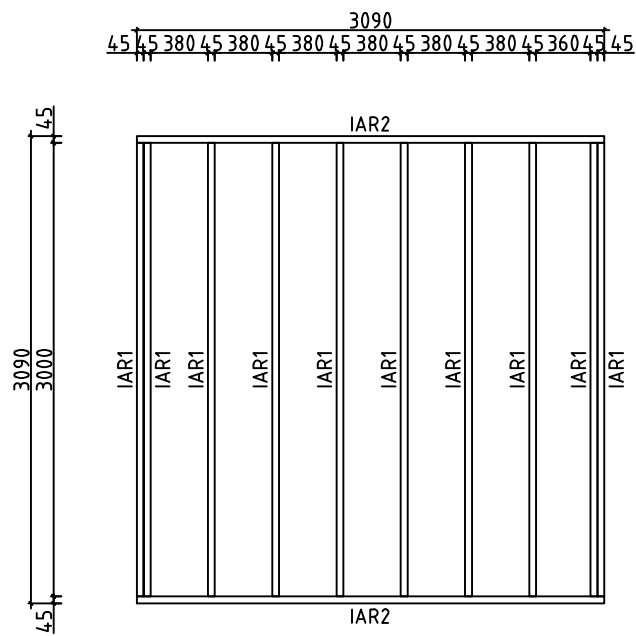
Nimi	Sammy 3 50	Materjal	50x110
Joonis	3D plan	Mõõtühik	
Estonian Log Cabins OÜ	Leht 1	Kuup.	04.01.2021




Nimi	Sammy 3 50	Materjal	50x110
Joonis	3D plan	Mõõtmine	
Estonian Log Cabins OÜ	Leht 2	Kuup.	04.01.2021



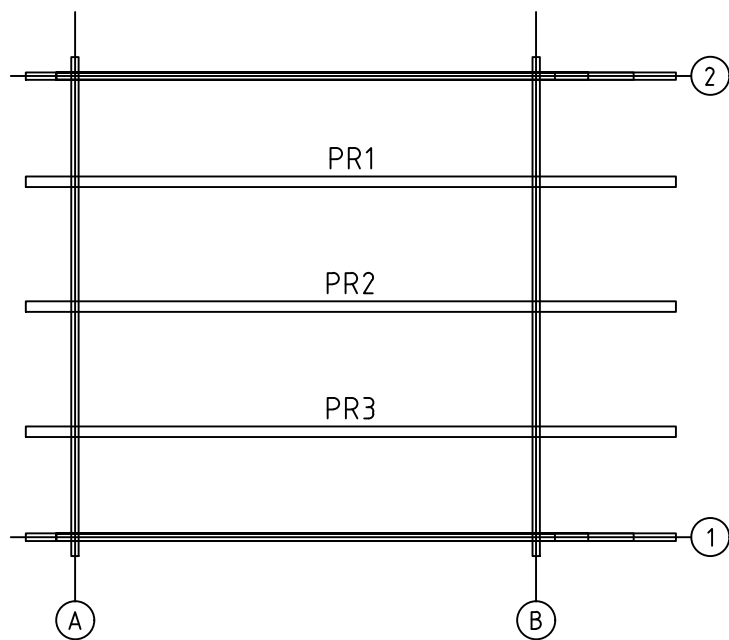
Nimi	Sammy 3 50	Materjal	50x110
Joonis	GROUNDPLAN	Mõõtkava	1:50
Estonian Log Cabins OÜ		Leht	3
		Kuup.	04.01.2021



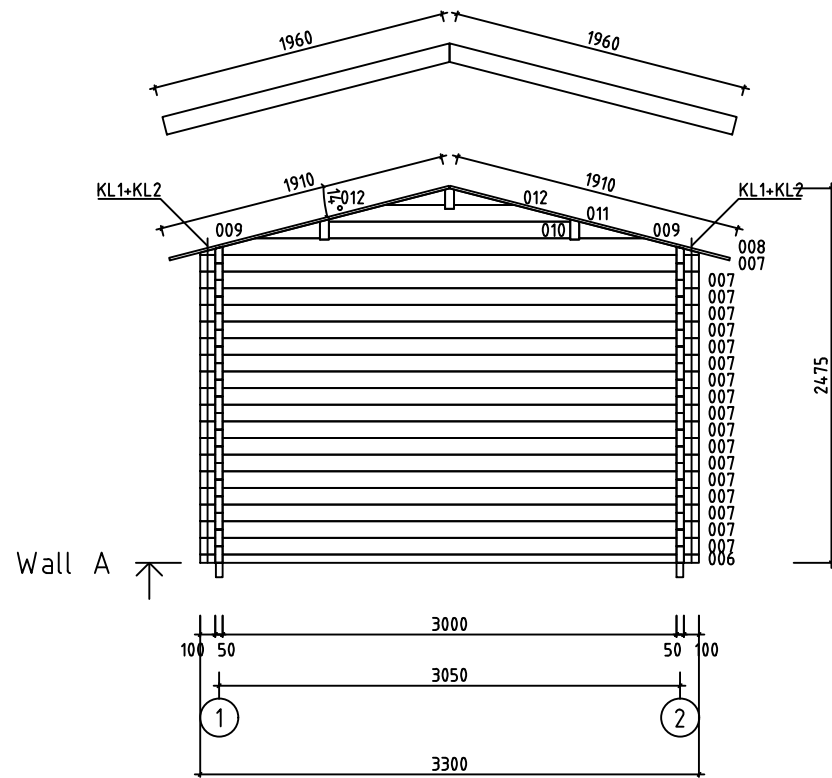
Nimi	Sammy 3 50	Materjal	45x95
Joonis	FLOORBEAMS	Mõõtkava	1:50
Estonian Log Cabins OÜ		Leht	4
		Kuup.	04.01.2021



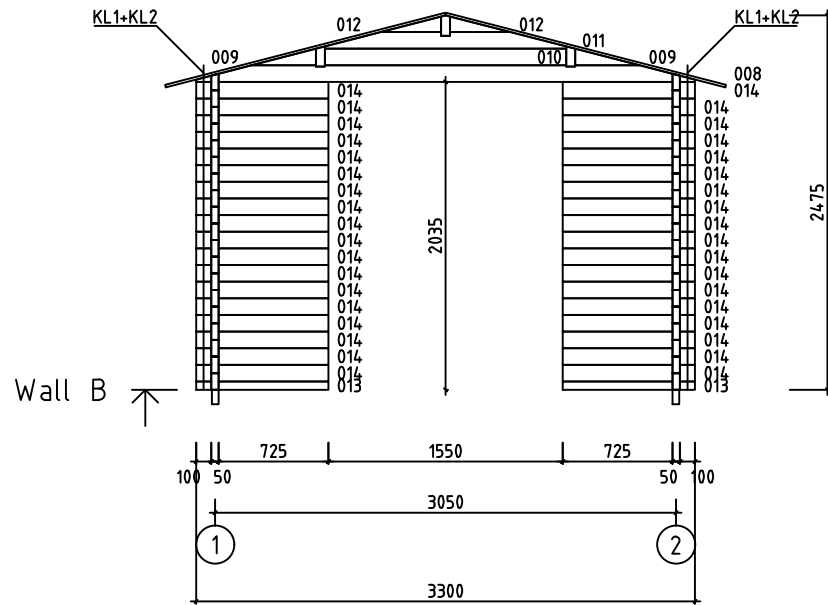
Nimi	Sammy 3 50	Materjal	112x28
Joonis	FLOORBOARD	Mõõtkava	1:50
Estonian Log Cabins OÜ	Leht 5	Kuup.	04.01.2021



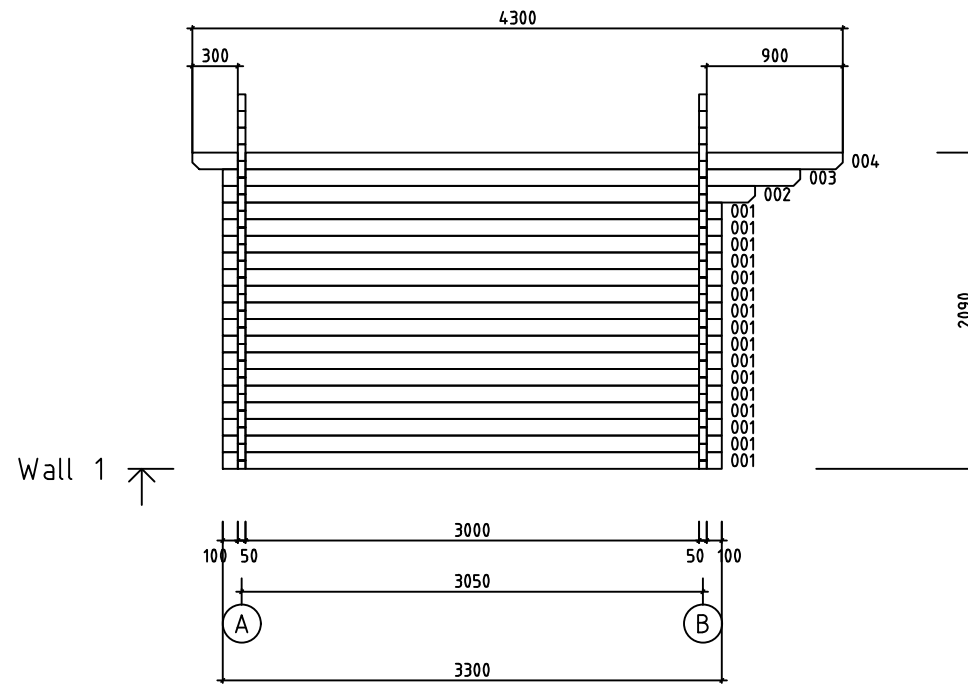
Nimi	Sammy 3 50	Materjal	70x195
Joonis	ROOFBEAMS	Mõõtkava	1:50
Estonian Log Cabins OÜ		Leht	6
		Kuup.	04.01.2021



Nimi	Sammy 3 50	Materjal	50x110
Joonis	WALL A	Mõõtkava	1:50
Estonian Log Cabins OÜ		Leht	7
		Kuup.	04.01.2021

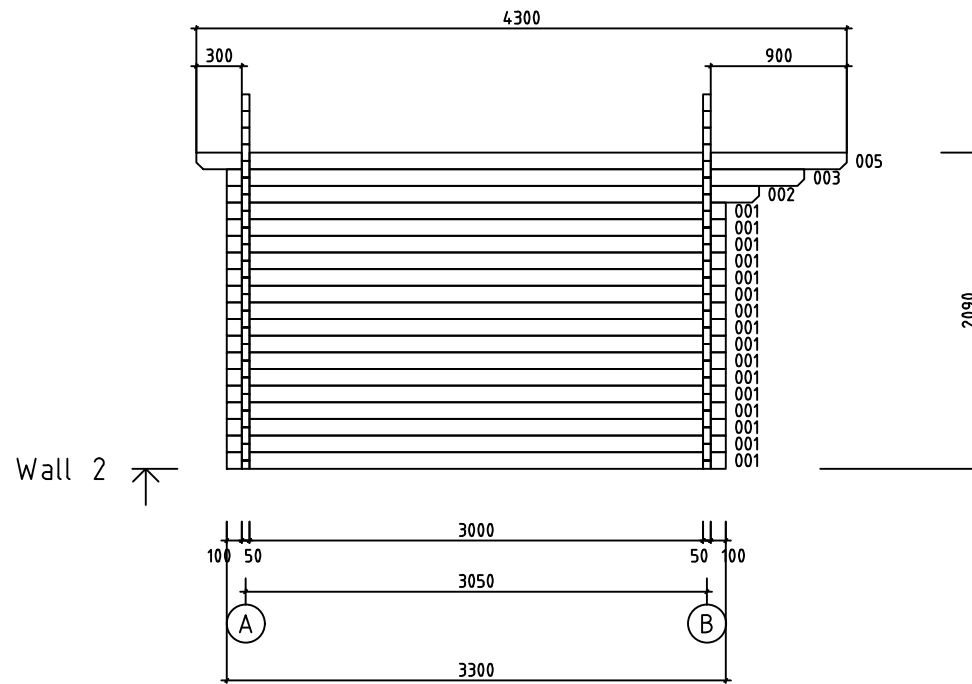


Nimi	Sammy 3 50	Materjal	50x110
Joonis	WALL B	Mõõtkava	1:50
Estonian Log Cabins OÜ	Leht 8	Kuup.	04.01.2021


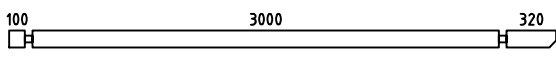



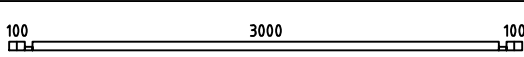
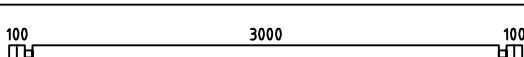
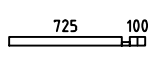

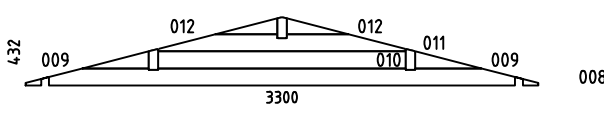




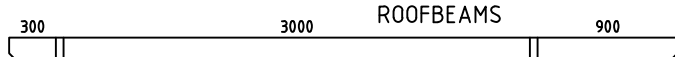








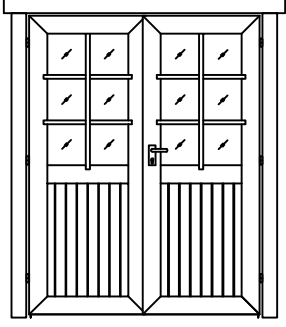
Wall 1 ↗

Nimi	Sammy 3 50	Materjal	50x110
Joonis	WALL 1	Mõõtkava	1:50
Estonian Log Cabins OÜ		Leht	9
		Kuup.	04.01.2021



Nimi	Sammy 3 50	Materjal	50x110
Joonis	WALL 2	Mõõtkava	1:50
Estonian Log Cabins OÜ		Leht	10
			Kuup. 04.01.2021

Pos	Specification	PCS	Profile (mm)	L (mm)	
001		32	50x110	3300	
002		2	50x110	3520	
003		2	50x110	3820	
004		1	50x110	4300	
005		1	50x110	4300	
006		1	50x55	3300	
007		18	50x110	3300	
013		2	50x55	875	
014		36	50x110	875	
WA-1 WB-1		2	50x432	3300	
IAR2	FLOORBEAMS IMPREGNATED 	2	45x95	3090	
IAR1	FLOORBEAMS IMPREGNATED 	10	45x95	3000	
PR3	ROOFBEAMS 	1	70x145	4300	
PR1	ROOFBEAMS 	1	70x145	4300	
PR2	ROOFBEAMS 	1	70x145	4300	
	FLOORBOARD		112x28	80.73	
	ROOFBOARD		135x18	122.24	
	FLOOR FILLET		13x57	12	
	GABLE BOARD	4	18x120	1960	
	EAVE BOARD	2	18x120	4300	
	EAVE SLAT	2	45x45	4300	
	SCREWS 3.9x42 FOR ROOFBOARD	200			
	SCREWS 3.9x57 FOR FLOORBOARD	220			
	SCREWS 4.5x50 FOR GABLE BOARD, EAVE BOARD, EAVE SLAT, FLOOR FILLET	60			
House	Sammy 3 50	Material	File	Sammy 3 50.dwg	Sheet 11

Pos	Specification	PCS	Profile (mm)	L (mm)	
	SCREWS 4.5x90 FOR FLOORBEAMS	50			
	SCREWS 4.5x90 FOR ROOFBEAMS, GABLE	22			
KL1	SCREW JOINT M10 	4		2000	
KL2	SCREW JOINT M10 	4		120	
	NUT M10 	4			
	WASHER D10 	4			
	NUT M10 	4			
	NUT M10 	4			
	DOOR 	1	1540	1970	
	BOARD	4	95x18	1960	
	BOARD	2	95x18	1810	
	SCREWS 3x40 FOR BOARD	24			
House	Sammy 3 50	Material	File	Sammy 3 50.dwg	Sheet 12